


KEY



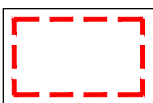
APPLICATION BOUNDARY



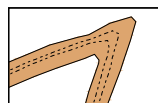
EXISTING QUARRY AREA



EXISTING LIMIT OF EXTRACTION




EXISTING PHASE BOUNDARIES



SOIL/OVERBURDEN BUNDS
(as indicated)



EXISTING WOODLAND



EXISTING HEDGEROWS

Client	NEW MILTON SAND & BALLAST CO.		
Site	DOWNTON MANOR FARM QUARRY		
Project	PROPOSED EXTENSION		
Drawing Title	AS EXISTING SITE LAYOUT		
Date	SEPTEMBER 2017	Drawing No.	26G-01-02Rev.A
Scale	1:4,000 @ A3	Revision	A
File Ref.	1709_006.026_26G-01-02Rev.A	29 DALE LODGE ROAD SUNNINGDALE BERKSHIRE SL5 0LY T: 01344 624 709 M: 07736 083 383 david@dblc.co.uk www.dblc.co.uk	
DB Landscape Consultancy Ltd			